



Connecticut Society of Eye Physicians Scientific CME Regional Meeting

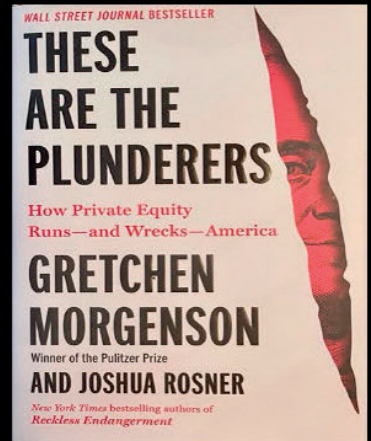
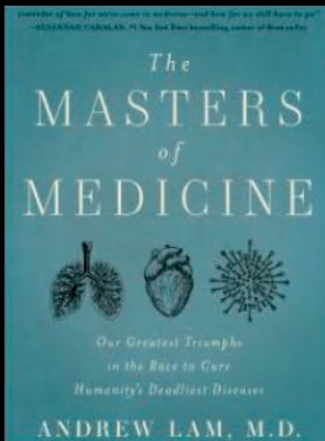
Navigating Ophthalmology's Many Challenges

June 14, 2024 - 8:00 am - 5:00 pm

at The Aqua Turf Club
556 Mulberry Street, Plantsville, CT

Plus Vision Expo
Raffles & Door Prizes

Moderators:
Robert Osher, MD
Ed Lim, MD
Lorenzo Cervantes, MD



Speakers:

Esen Akpek, MD

Uday Devgan, MD

Andrew Lam, MD

Robin Linker

Gretchen Morgenson

Mike Snyder, MD

James Tsai, MD

Lejla Vajzovic, MD

Larry Yannuzzi, MD

Physicians, Technicians & Administrators Program

www.connecticutsocietyofeyephysicians.com

CSEP Physician's Agenda

Annual Education Program Friday June 14, 2024

This CSEP Meeting will focus on how Competency-Based Medical Education (CBME) can positively impact and improve patient care through better procedural skills training.



7:45 Registration and Breakfast - Vendor Expo

8:00 **Business Meeting** – Martha Howard, MD, President

8:30 "AI What's Ahead"

– James Tsai, MD

Objectives: 1. To review the currently available and future treatments designed for dry eye and address the unmet need in the therapeutic arena

9:00 **Cataract surgery in Patients with Ocular Surface Disease and Corneal Abnormalities."**

– Eisen Akpek, MD

Objectives: 1. To inform the pre-operative evaluations and surgical decision making in patients with ocular surface disease and corneal abnormalities.

9:30 "Protecting Yourself in Private Equity Employment Agreements "

– Robert J. Landau, Esq. and Nick R. Masino, Esq.

Objectives: To review all aspects of private equity contracting

10:00 **Wellness Break** - Refreshments in Vendor Hall

10:30 "Dry Eye: What Lies Ahead;"

– Eisen Akpek, MD

Objectives: 1. to review the currently available and future treatments designed for dry eye and address the unmet need in the therapeutic arena

11:00 **The legend of Central Serous Chorioretinopathy (CSC)**

– Lawrence Yannuzzi, MD

Objectives: To review of the evolving knowledge of the pathogenesis and available therapy

11:30 **Understanding the dropped Nucleus, small aperture IOL's and other interesting cases.**

- Robert Osher, MD

*Objectives-*1. To identify the reasons the nucleus can drop during cataract surgery.

2. To demonstrate that new technologies can provide novel solutions to difficult cases.

12:00 **Wellness Lunch - Andrew Lam, MD Author of the Masters of Medicine**

12:45 **Gretchen Morgenson, Author of "these are the Plunderers**

1:15 **Cataract Surgery in Nanophthalmos: What's the big deal about tiny eyes?**

- Michael Snyder, MD

Objectives: To review multiple techniques pre-op and intra-optechniques to manage shallow anterior chambers and posterior pressure.

1:45 **Gene Therapy for Retinal Disease: Current and Future**

- Leila Vajzovic, MD

Objectives- 1. To review history of gene therapy and promise of it. 2. Describe the variety of approaches to gene therapy including current and emerging treatment options for inherited retinal diseases and common retinal diseases. 3 Review the safety and efficacy of current and investigational gene therapies.

2:15 **Modifier 25: Physician Safeguards**

- Robin Linker, CHCRA, CHCA, CHCAS, CPC-I, CPC-P, CCS-P, MCS-P, COC, CHC

Objectives: 1. To review Modifier 25 from the Physician documentation perspective

2:30 **Unusual and Complex Iris Cases: Fixing Too Little or Too Much**

- Michael Snyder, MD

Objectives 1. To review the application and limitations of iris repair techniques. 2. Describe the application and limitations of iris prosthesis placement

3:00 **Wellness Break – Stretch with Vendors**

3:30 **The Legend of Polypoidal Choroidal Neovascularization**

– Lawrence Yannuzzi, MD

Objectives: 1. To review The Legend of Polypoidal Choroidal Neovascularization

4:00 **The Voyage of Navigating Challenging Cataract Cases**



- Uday Devgan, MD

Objectives: 1. To review phaco wound burns, including how to recognize, react, rescue, rehabilitate 2. Review how pupil size and centration affect trifocal and EDOF IOLs 3. Describe IOL exchange techniques for optimal outcomes 4. Describe how to manage floppy iris and iris and iris prolapse 5. managing capsular issues with premium/presbyopic IOLs 6. Review posterior polar cataracts 7. Review MSICS surgery

5:00 **CME Certificates & Doorprizes**

The Connecticut Society of Eye Physicians designates this educational activity for a maximum of 6.5 AMA PRA Category I Credit(s)TM Physicians should only claim credit commensurate with the extent of their participation in the activity.

The Connecticut Society of Eye Physicians is accredited by ACCME to sponsor continuing medical education for physicians.



CSEP ensures that all decisions related to the planning, faculty selection, delivery, and evaluation of accredited education are made without any influence or involvement from the owners and employees of an ineligible company. In addition, CSEP ensures that the Accredited education is free of marketing or sales of products or services and that all faculty will not actively promote or sell products or services that serve their professional or financial interests during accredited education. CSEP will not share the names or contact information of learners with any ineligible company or its agents without the explicit consent of the individual learner.

Edward Lim, MD, Vincent deLuise, MD and Debbie Osborn

In my position to control the content of this education activity I have reviewed all speakers and planners financial disclosures disclosures of all relevant financial relationships with any commercial interest and found that this program has no conflicts of interest. The ACCME defines “relevant” financial relationships” as financial relationships in any amount occurring within the past 12 months that create a conflict of interest - submitted to CSEP Exec Committee 2-9-24

CSEP Mission Statement

The Connecticut Society of Eye Physicians (CSEP) is committed to the highest standards of eye care through its continuing education activities. The semi-annual CSEP Scientific Education Programs are structured to present recent advances in the diagnosis and treatment of eye disease. The goal of CSEP educational programs is to protect and improve the eye health and vision of patients in a culture that supports diversity, inclusion and critical thinking of the effect of medical care on health equity.

CSEP Semiannual Scientific Education Programs are an opportunity for ophthalmologists and their staff to learn, identify and discuss critical issues facing their profession. CSEP programs present recent advances in the diagnosis and treatment of eye disease, through lectures, panels, symposia, scientific papers and videos. CSEP programs are designed to meet the clinical and educational needs of its members through the objectives proposed and evaluated by the CSEP Education Committee.

CSEP target audience includes ophthalmologists, ophthalmic technicians and office managers. CSEP educational activities include didactic lectures, panels, posters, videos and participatory activities. These activities are approved for CME credit whenever possible. CSEP expects that its target audience will incorporate best practice recommendations presented in CSEP educational programs into their daily practice. Specific competency, performance and patient outcome goals that result from CSEP programs are proposed by the presenters, reviewed by the CSEP Education

Committee, and evaluated by the target audience participants **Reviewed and Updated, January 9, 2024**
CSEP Executive Committee



Robert Osher, MD - Moderator

Dr. Osher has limited his practice to referral cataract surgery for over 40 years since completing his residency and multiple fellowships at the Bascom Palmer Eye Institute and Wills Eye Hospital. He joined his father in private practice in 1980 and built the Cincinnati Eye Institute into one of the largest practices in the United States. As Medical Director, he recruited more than 50 fellowship trained ophthalmologists and merged CEI with the residency at the University of Cincinnati College of Medicine where he continues to serve as Professor of Ophthalmology.

Dr. Osher introduced the Video Symposium as a new educational format in the early 1980's and about the same time founded the first Video Journal in Medicine for which he has served as the Editor for about 4 decades. The VJCRGS is donated quarterly as a free member benefit of nearly every cataract society in the world. The videos that he has produced have won more than 40 international awards at the ASCRS Film Festival and ESCRS Video Competition.

Dr. Osher also founded Cataract Surgery Telling It Like It Is!, one of the largest subspecialty meetings in ophthalmology. He has designed numerous instruments and devices for cataract surgery as well as developed many techniques for challenging cases and complication management. In addition to delivering more than 50 named lectures, he is the recipient of the Binkhorst Award and the Innovator's Award from ASCRS as well as the Kelman Award and the Lifetime Achievement Award from the American Academy of Ophthalmology.

SPEAKER BIOS.



Eisen Akpek, MD

Dr. Eisen K. Akpek, Bendann Family Professor of Ophthalmology and Rheumatology, serves as the Director of the Ocular Surface Diseases and Dry Eye Clinic at the Wilmer Eye Institute, The Johns Hopkins University School of Medicine. She additionally serves as the Associate Director of the Jerome L. Greene Sjögren's Center at Johns Hopkins Bayview Medical Center. Dr. Akpek earned her medical degree from Hacettepe University School of Medicine in Ankara, Turkey. She completed her ophthalmology residency at Ankara Numune State Hospital, where she served as chief resident, and subsequently pursued an ocular immunology and uveitis fellowship at Harvard Medical School, Massachusetts Eye and Ear Infirmary. She then completed an additional fellowship in cornea and external disease at the Johns Hopkins University, Wilmer Eye Institute. Dr. Akpek became a faculty member at the Wilmer Eye Institute in 1999 and later served as the director of the cornea and external disease fellowship for 10 years.



Uday Devgan, MD, FACS, FRCS

Uday Devgan is passionate about ophthalmology with a special interest in cataract and refractive surgery. He is in private practice at Devgan Eye Surgery in Los Angeles and a partner at Specialty Surgical Center in Beverly Hills, California. In addition, he is Chief of Ophthalmology at Olive View UCLA Medical Center where he has personally taught ocular surgery to more than 150 UCLA ophthalmology residents over the past two decades. Dr. Devgan is a Clinical Professor at the Jules Stein Eye Institute at the UCLA School of Medicine where he has won the faculty teaching award an unprecedented four times.

After graduating as Santa Monica High School valedictorian, he majored in microbiology and molecular genetics at UCLA. He completed his MD degree with highest distinction, summa cum laude, and multiple honors from the USC Keck School of Medicine where he was an early junior year inductee into the Alpha Omega Alpha medical honor society. Dr. Devgan finished his ophthalmology residency at the Jules Stein Eye Institute at the UCLA School of Medicine where he won awards for both research and achievement. He pursued and achieved Fellowship of the American College of Surgeons (FACS) and Fellowship of the Royal College of Surgeons of Glasgow (FRCS) out of admiration and respect for his father, a retired head and neck surgeon, who was a fellow of both of these organizations.

Dr. Devgan has taught ocular surgery in more than 50 countries, writes monthly columns in multiple ophthalmic journals, is involved with consulting and lecturing services for ophthalmic organizations and industry, and performs live surgery events at major ophthalmic meetings. His charity surgeon mission trips have taken him around the globe to countries such as Tonga, Vietnam, India, and South Africa. He also does additional charity ocular surgeries every week, delivering the gift of sight to the underserved population



Michael Snyder, MD

Dr. Snyder specializes in diseases and surgery of the front of the eye, including small-incision, topical anesthesia cataract surgery. His special interests include traumatic cataract surgery, iris repair, corneal transplantation, and refractive surgery. Dr. Snyder has, with Dr. Robert Osher, pioneered artificial iris prosthesis use in the United States, aiding in the rehabilitation of acquired traumatic iris defects or congenital iris defects such as aniridia and ocular albinism. Dr. Snyder has developed extensive expertise with presbyopia-correcting intraocular implant lenses.

He completed both his undergraduate degree in Psychology and his Medical Degree from University of Michigan, followed by his Internship in Internal Medicine and General Surgery at Presbyterian/St. Luke's Medical Center of Denver, Colorado. Dr. Snyder served as Resident and Chief Resident in Ophthalmology at Krieger Eye Institute of Sinai Hospital of Baltimore. He then pursued subspecialty training in cataract, anterior segment & refractive surgery, corneal & external diseases, and ocular immunology at New England Eye Center and Ophthalmic Consultants of Boston. Following his Fellowship, Dr. Snyder cultivated a referral practice in cataract and corneal surgery in Albany, New York where he also taught Residents as an Assistant Clinical Professor of Ophthalmology at Albany Medical College. He joined the growing and internationally recognized Cincinnati Eye Institute in 1997.

At Cincinnati Eye Institute (CEI), Dr. Snyder continues to couple his clinical activities with an active interest in both teaching and research. Dr. Snyder is a Diplomate of the American Board of Ophthalmology, a Fellow of the American Academy of Ophthalmology, and a member of the American Society of Cataract and Refractive Surgeons. He is actively involved in teaching other ophthalmologist through these organizations and as a frequent "Guest Professor" nationally and internationally.

He continues to contribute to Ophthalmology textbooks and scientific journals as author, editor and reviewer.



James Tsai, MD,

Dr. James Tsai serves as President of the New York Eye and Ear Infirmary of Mount Sinai (NYEE), the nation’s first and longest operating specialty hospital, as well as System Chair and Delafield-Rodgers Professor of Ophthalmology at the Icahn School of Medicine at Mount Sinai. Before joining Mount Sinai, Tsai was the inaugural Robert R. Young Professor and Chair of the Department of Ophthalmology and Visual Science at Yale University School of Medicine and Chief of Ophthalmology at Yale-New Haven Hospital. Before his Yale faculty appointment, he directed the glaucoma division at the Edward S. Harkness Eye Institute, Columbia University College of Physicians and Surgeons. Tsai began his academic career at Vanderbilt University Medical Center, where he served as Assistant Professor of Ophthalmology and Visual Sciences and Residency Program Director.

A Magna Cum Laude graduate and Trustee Emeritus of Amherst College, Tsai earned his M.D. from Stanford University School of Medicine, his M.B.A. from Vanderbilt University, and a M.A. (Hon) from Yale University. He completed his residency in ophthalmology at the LAC-USC Medical Center and Doheny Eye Institute (at the time affiliated with the University of Southern California). Tsai received his glaucoma fellowship training at the Bascom Palmer Eye Institute, University of Miami Health System, and at Moorfields Eye Hospital/Institute of Ophthalmology in London. He is the recipient of the American Academy of Ophthalmology’s Life Achievement Honor Award, Fight for Sight’s Physician Scientist Award, USC/Doheny Eye Institute’s Distinguished Alumnus Award, and Crain’s New York Business’ 2022 Notable Health Care Leaders Award. Dr. Tsai is also the Founding Director of the Center for Ophthalmic Artificial Intelligence and Human Health (COAIHH) at Icahn Mount Sinai.

Lejla Vajzovic, MD



Dr. Vajzovic is a vitreoretinal surgeon and tenured Associate Professor of Ophthalmology at Duke University School of Medicine with expertise in adult and pediatric retinal diseases and surgery.

Dr. Vajzovic completed her vitreoretinal fellowship training at Duke and residency training at Bascom Palmer Eye Institute in Miami, FL. While in training, she received Heed Fellowship Award, Society of Heed Fellows Award and Retina Society Research Award. She is active on the Women in Ophthalmology (WIO) Board of Directors where she serves as a Treasurer and a Chair of Clinical Trial Training Program. In addition, she serves as a Retina Society American Academy of Ophthalmology (AAO) Council Representative and American Society of Retina Specialist (ASRS) Research and Safety in Therapeutics Committee Member. She is elected member of the Retina Society, Macula Society and Club Jules Gonin Society. Dr. Vajzovic has been awarded the AAO Achievement Award, ASRS Senior Honor Award, Vit Buckle Society Mentorship Award, WIO Emerging Leader Award and Emerging Leader Award by Duke University School of Medicine and Duke Medical Alumni Association

Dr. Vajzovic is passionate about translational research and collaborates closely with Duke biomedical engineers to develop imaging devices to improve ophthalmic care. She serves as a principal investigator for numerous national clinical trials in early to late stages of development. Her research interests span from pediatric to adult retinal diseases such as dry and wet age-related macular degeneration, diabetic retinopathy and venous occlusive diseases, as well as vitreoretinal surgical diseases.

Lawrence Yannuzzi, MD



Dr. Lawrence A. Yannuzzi is a professor of clinical ophthalmology at Columbia University Medical School, director of The LuEsther T. Mertz Retinal Research Center of the Manhattan Eye, Ear & Throat Hospital, and founder and president of The Macula Foundation, Inc.

Dr. Yannuzzi has made numerous innovative and lasting contributions in imaging (fluorescein angiography and indocyanine-green angiography) drug development (first non-steroid anti-inflammatory drop) therapeutic modalities such as retinal laser photocoagulation. He has described new diseases, new associations and manifestations of established entities and photosensitization. He has published over 650 scientific papers and 13 books which have earned him respect and admiration in the ophthalmic-retinal community. He is well recognized as a devoted and excellent educator, a superb clinical diagnostician, and a prolific organizer of retinal meetings worldwide.

Dr. Yannuzzi is the recipient of numerous Awards, including an Honorary Doctorate by the University of Ancona, the Michelson Award for Retinal Vascular Disease, a distinguished Alumnus Award by Boston University, the Henkind -, Gass - and Patz Medals by The Macula Society, the Alcon Research Award, the Herman Wacker Award of the Club Jules Gonin, the Arthur J. Bedelle Award, the Retinal Research Award and the Gass Medal of the Retina Society, the Bietti Medal, the Pisart Award from the Lighthouse International, and a Lifetime Achievement Award by the American Academy of Ophthalmology. In 2022 he was chosen to give the coveted Donders Lectureship in the Netherlands.





Robert J. Landau, Esq. Bio:

Robert J. Landau concentrates his practice on the representation of health care providers and other business organizations in all areas of business, corporate and partnership law. He has considerable expertise in employment contracting, income division / compensation arrangements and related group practice ownership matters. Mr. Landau also has extensive experience in structuring mergers, consolidations and acquisitions and sales of provider practices and business organizations.

His numerous articles on practice management, legal and financial issues have been published in regional and national health care publications including Medical Economics, Physician's Practice Digest, Ophthalmology Times, Physicians News Digest, Argus, Focus Magazine, Pennsylvania Medicine, Review of Ophthalmology, Orthopedic Resident, The Internal Medicine Resident, California Physician, Dental Management, Radiology Resident, Maryland Med/Chi Society, and Physician's Management. He is also the author or co-author of numerous publications including "Income Division for Group Practices", "Practice Transitions" and "Understanding Financial Statements" for the American Academy of Ophthalmology.

Mr. Landau also lectures frequently to physician groups nationwide on the legal and management issues affecting the growth and stability of today's health care industry. Among the prestigious institutions for which Mr. Landau has lectured are the American Academy of Ophthalmology, Erie County Medical Society, Riverview Medical Center, South Dakota Medical Group Management Association, Abington Family Practice Residency Program, Philadelphia Renal Dialysis Administrators, North Carolina Medical Society, The Health Care Pennsylvania Medical Society, Philadelphia County Medical Society, Bucks County Medical Society, Delaware County Medical Society, Temple University Ophthalmology Department, and University of Pennsylvania Department of Orthopedics.

Mr. Landau is a graduate of the American University Washington College of Law and holds a Bachelor of Arts degree from Connecticut College. Mr. Landau is admitted to practice law in Pennsylvania.



Nick R. Masino, Esq. Bio:

Nick R. Masino concentrates his practice on representing health care providers and other business organizations in transactional matters, including employment negotiations, business formation and choice of entity, sales and acquisitions of medical practices, and all other areas of business and corporate law. His experience also includes assisting health care providers and pharmaceutical compounders in state licensing and compliance, FDA licensing and compliance, regulatory matters and general corporate governance including operating agreements and record keeping. He also has experience in estate planning and trust and estate administration.

Mr. Masino graduated from Temple University Beasley School of Law in 2011 with a Certificate in Business Law. He received his Bachelor of Arts degree from Rutgers University with a dual major in Chemistry and Mathematics.

Author Presenters



Andrew Lam, MD is a retina surgeon and the award-winning author of four books: *Saving Sight*, an Amazon bestseller about his surgical career; *Two Sons of China*, a 2014 Foreword Reviews' Book of the Year Award winner; *Repentance*, a finalist for the Massachusetts Book Award; and *The Masters of Medicine*, about the greatest medical discoveries in modern times.

Before attending medical school at the University of Pennsylvania he earned a history degree from Yale University. His writing has appeared in numerous publications, including the *New York Times* and the *Washington Post*, and he has been a contributing commentator for PBS Newshour, NPR, and many other media outlets.

He is currently the senior partner at New England Retina Consultants in Springfield, Massachusetts, and is an assistant professor at the University of Massachusetts Medical School. Learn more at www.AndrewLamMD.com.



Gretchen Morgenson is the Senior Financial Reporter in the Investigations unit at NBC News, a position she assumed in Dec. 2019. Her stories appear as tv segments on NBC News network, cable and streaming shows and on NBCNews.com.

Previously, Ms. Morgenson spent two years as Senior Special Writer in the Investigations unit at *The Wall Street Journal*, and almost 20 years as assistant business and financial editor and a columnist at *The New York Times*. She began covering world financial markets for *The Times* in May 1998 and won the Pulitzer Prize in 2002 for her “trenchant and incisive” coverage of Wall Street in which she revealed deep conflicts of interest among powerful and respected brokerage firm analysts.

A graduate of Saint Olaf College in Northfield, Minnesota, Ms. Morgenson worked as a stockbroker in New York City in the early 1980s, was a writer at *Money Magazine* later that decade and an assistant managing editor at *Forbes Magazine* in the 1990s. She is co-author, with Joshua Rosner, of “*Reckless Endangerment*,” a 2011 *New York Times* bestseller about the origins of the mortgage crisis. She is also co-author, with Rosner, of “*These are the Plunderers*,” a *Wall Street Journal* bestseller scrutinizing the private equity industry published in April 2023.

In addition to the Pulitzer Prize, Ms. Morgenson has won three Gerald Loeb Awards--one in 2002 for excellence in financial commentary, another in 2009 for her coverage of Wall Street and a third with a group of *New York Times* reporters in 2009. The following year, she received the Elliott V. Bell Award from the New York financial Writers' Association for her “significant long-term contribution to the profession of financial journalism.” In 2018, she received the Distinguished Achievement Award from the Society of American Business Editors and Writers for her “outstanding contribution to business journalism.”

Ms. Morgenson has also served on two Pulitzer Prize juries, evaluating investigative reporting entries in 2009 and 2010, and was a Loeb Award final judge for several years.

Outcome Measurements

Name: _____ Email: _____

1. Has this program changed the way you will care for patients? Yes No

2. How will this program change the way you will care for patients?

3. Do you believe this program will have a positive effect on patient surgical or clinical outcomes Yes No

4. Can you offer other speakers or talks that will provide information to improve clinical outcomes at the next meeting? Yes No

**Connecticut Society of Eye Physicians
Annual Education Program Friday, June 14, 2024
Technicians' Agenda**

- 7:45 **Registration – Wellness Breakfast – Welcoming Remarks – Ed Lim, MD – Lorenzo Cervantes, MD**
- 8:15 **What is Astigmatism?**
– Lorenzo Cervantes, MD
Objectives: 1. The purposes of this talk will be to help the ophthalmic technician 1) understand astigmatism as a disorder of ametropia, 2) discern the differences between regular and irregular astigmatism, 3) think critically about the pathologies that cause astigmatism when evaluating patients.
- 8:45 **What you need to know about intravitreal injections**
– Angela Bosjolie, D.O
Objectives: 1 Basic Review of retail diseases that can be treated with intravitreal injections 2.Review injection set up, procedure, technique, risks, side effects 3.. Discuss different intravitreal medications highlighting pros and cons and differences between classes/drugs
- 9:15 **"AI What's Ahead"**
– James Tsai, MD
Objectives: 1. To review the currently available and future treatments designed for dry eye and address the unmet need in the therapeutic arena
- 9:45 **Coffee Break – Wellness Snacks**
- 10:15 **How to examine kids and Non-verbal patients**
– Cara DeBenedictis, MD
Objectives: 1. Gain insights into systematic and efficient methods for conducting ophthalmologic exams on children with emphasis on age-appropriate techniques and effective preparation strategies.2. Explore techniques to conduct comprehensive examinations for non-verbal adult patients.
- 10:45 **50 Shades of Macular Edema**
– Amir Yazdanyar MD
1. Understanding the underlying pathophysiology of macular edema. 2. Learning about various causes of macular edema. 3. Gaining knowledge about available treatment options for macular edema
- 11:15 **Glaucoma Medications: Side Effects and When to switch/Escalate**
– Soshian Sarrafpour MD
Objectives: : To review current Glaucoma Medications. 2. To Review Burdens of Medications on Patients and why. 3.To review reasons for prior auth.
- 11:45 **Pediatric Disease**
- Lejla Vajzovic, MD
Objectives: To Review our understanding of the anatomy and pathophysiology of pediatric retinal diseases. 2.Describe diagnosis and management of pediatric retinal diseases. 3. to review diagnostic modalities for pediatric retinal diseases.
- 12:00 **Lunch – Visit Vision Expo Raffle**
- 12:45 **“Ptosis for the Ophthalmic Technician”**
–Jennifer Renz, MD
Objectives:1.To define ptosis with an overviewof etiology and pathophysiology of various forms of ptosis. 2.To review the workup, evaluation and management.of ptosis.including review of common testing and basic understanding of the surgical management.
- 1:15 **Rapid Fire Anterior Segment Images**
-Michael Snyder, MD
Objectives:1. To review Anterior segment images including:pigment epithelial loss,decentered IOLs, Natural defects and areas of concern
- 1:45 **Dry Eye: What You Don't Know Might Surprise You"**
– Eisen Akpek, MD
*Objectives: 1. To familiarize the audience with common presentations of dry eye in different subspecialty settings
2. To summarize the most recent treatment options for dry eye*
- 2:15 **Coffee Break -Raffle Visit with Vendors**
- 2:45 **Coding Refresher for Technicians**
- Robin Linker
Objectives: 1.review evaluation and management coding level differences,a few ICD-10-CM code changes, and review code G2211 for ophthalmology. Pertinent CPT and CMS guidelines and clinical examples will be covered.
- 3:45 **Sustainability in Ophthalmology: Greening your Clinical Practice**
- Sarishka Desai, Sophia Miguez
Objectives: 1. To review practical ways to reduce waste in the medical practice
- 4:15 **Technicians Clinical Pearls and test**
-Ed Lim, MD & Lorenzo Cervantes, MD
- 5:00 **Certificates and Doorprizes**

ADMINISTRATORS' AGENDA – Friday, June 14, 2024

8:00 Registration and Wellness Breakfast

8:30 Coding and Auditing Updates for Compliance - Part I

– Robin Linker, CHCRA, CHCA, CHCAS, CPC-I, CPC-P, CCS-P, MCS-P, COC, CHC
Objectives: 1. Compliance check-up for providers include important updates to the E/M coding and technical guidelines. 2. Learn correct interpretation and application through E/M case scenarios. 3. Safeguard your reimbursement through compliant documentation for E/M and other procedures and services performed at the same encounter through a modifier 25 compliance check to avoid errors and problematic bundling of services for proper reimbursement. CMS changes will be included along with tips for coding compliance and risk reduction steps!

10:10 Wellness Refreshment Break

10:30 Coding and Auditing Updates for Compliance - Part II

– Robin Linker, CHCRA, CHCA, CHCAS, CPC-I, CPC-P, CCS-P, MCS-P, COC, CHC
Objectives: 1. Compliance check-up for providers include important updates to the E/M coding and technical guidelines. 2. Learn correct interpretation and application through E/M case scenarios. 3. Safeguard your reimbursement through compliant documentation for E/M and other procedures and services performed at the same encounter through a modifier 25 compliance check to avoid errors and problematic bundling of services for proper reimbursement. CMS changes will be included along with tips for coding compliance and risk reduction steps!

12:00 Wellness Lunch - Andrew Lam, MD Author of the Masters of Medicine

12:45 These are the Plunderers - Gretchen Morgenson - Wagon Room

1:30 Sustainability in Medicine Greening your Clinical Practice

-Sarishka Desai, Sofia Miguez

Objectives: 1. To review practical ways to reduce waste in the medical practice

2:00 Dedicated IT Presentation

-David Zima

2:20 Amgen Presentation: Addressing Thyroid Eye Disease Burden: Early Diagnosis and Treatment With Tepezza (Teprotumumab-trbw)

-Samuel Baharestani, MD

3:05 -Coffee & Desserts

3:30 -Round Table Discussion on Insurance Issues

3:45 -Certificates and Doorprizes

This program meets AAPC guidelines for 4.5 Core A continuing education units. Index # CSEP051823537A will be provided at the end of the meeting.

Granting of prior approval in no way constitutes endorsement by AAPC of the program content or the program sponsor.

The Connecticut Society of Eye Physicians designates this educational activity for a maximum of 4.5 AMA PRA Category I Credit(s)™.

Physicians should only claim credit commensurate with the extent of their participation in the activity.



Robin Linker -Brief Bio



Robin Linker CHCRA, CHCA, CHCAS, CPC-I, CPC-H, CCS-P, MCS-P, COC, CHC
CEO, Robin Linker & Associates, Inc. / Healthcare Consultant
Executive Director of Operations & Auditing,
Association of Health Care Auditors and Educators (AHCAE)

Phone: 303.905.2357 Email: RLAcode@comcast.net

www.robinlinkerassociates.com

As a leading expert with over 30 years in healthcare, Robin has provided consulting and education in most areas of practice management, compliance, and correct coding and billing practices. She is the Executive Director of Operations and Auditing for the Association of Health Care Auditors and Educators (AHCAE) and is CEO of Robin Linker & Associates, Inc., a nationally known healthcare consulting firm, located in Aurora, Colorado. Robin is the past Director of Education and Technical Development for the American Academy of Professional Coders (AAPC) where she wrote and presented numerous specialty related coding and training programs nationwide. She has been a guest speaker for A M A , AHIMA, AAPC, HFMA, HCCA as well as several medical societies, associations, provider groups, hospitals, plans and other organizations.

She is a licensed instructor and former contributor to the AAPCs Professional Medical Coding Curriculum for over 20 years and is certified in physician, outpatient facility and payor coding through the American Academy of Professional Coders (AAPC) and is a CCS-P through the American Health Information Management Association (AHIMA). Robin is certified in healthcare chart auditing through the AHCAE and holds two compliance certifications, including the CHC credential through HCCA. Robin is a past member of the Provider Outreach and Education Advisory Group for CMS and is a past President of the Northern Colorado Health Information Management Association (NCHIMA). She is the 2023 President of the AAPC Broomfield Chapter.

She assists various healthcare venues including attorneys, providers, and facilities in the areas of coding, auditing, fraud, and abuse assistance and has served as an expert case witness on behalf of physicians. She is an experienced IRO assisting providers and organizations under mandated OIG Corporate Integrity Agreements. She is an author and frequent lecturer to various organizations on compliance, auditing, coding, practice management and healthcare regulatory issues. As a speaker, author, and educator for the American Medical Association, she provides training and education as needed. She is the co-author and presenter of the American Medical Association's ICD-10-CM Workshops and CPT Changes Workshops. As a true advocate in the healthcare industry, Robin has dedicated her career to her clients, associations, organizations, and agencies, by increasing industry awareness and contributing to systems improvement. She is a member of the National Speakers Association and has provided thousands of educational and keynote presentations throughout the United States and on occasion, internationally. Robin shadows providers rounding on patients jointly, for documentation, compliance, and coding improvement through real-time feedback.

With a strong background in research and development, Robin has a knack for the technical side of healthcare, evaluating and contributing to electronic medical record systems, remote monitoring and device programs, platform assistance, coding /billing software, publications, auditing tools and training programs. She is the co-author of college curriculum, "Understanding Medical Coding: A Comprehensive Guide" currently in its 4th edition. She is the author of the 6th edition of "Coding with Modifiers" an American Medical Association publication. Robin enjoys active participation with her audience and a touch of humor in her workshops. ■



Dear CSEP Members,

As a leading provider of specialized IT solutions in the Ophthalmology space, Dedicated IT is excited to introduce our tailored services designed to elevate the efficiency and effectiveness of eye care practices like yours. With our comprehensive suite of offerings, we aim to streamline your operations, enhance patient care, and empower your team to focus on what matters most - delivering exceptional eye care.

Here's a brief overview of what Dedicated IT can offer to your practice:

Customized IT Infrastructure:

Tailored IT solutions designed specifically to meet the unique needs and challenges of eye care clinics and workflows.

Advanced Security Measures:

Robust cybersecurity protocols and compliance solutions to safeguard patient data and protect against potential threats, ensuring HIPAA compliance.

Efficient Practice Management:

Streamlined administrative processes, including EMR integration, appointment scheduling, billing, and inventory management, to enhance practice efficiency and productivity.

Proactive Support and Maintenance:

Industry specific technical support and proactive maintenance services to minimize downtime, resolve issues promptly, and ensure your IT infrastructure always operates smoothly.

We understand the unique challenges faced by eye care professionals and are committed to providing tailored solutions that address your specific needs. Our team of experts is here to partner with you every step of the way, providing personalized guidance and support to help your practice thrive in today's ever-evolving healthcare landscape.

We would welcome the opportunity to discuss how Dedicated IT can support your practice and contribute to your success. Please feel free to reach out to schedule a consultation or learn more about our services.

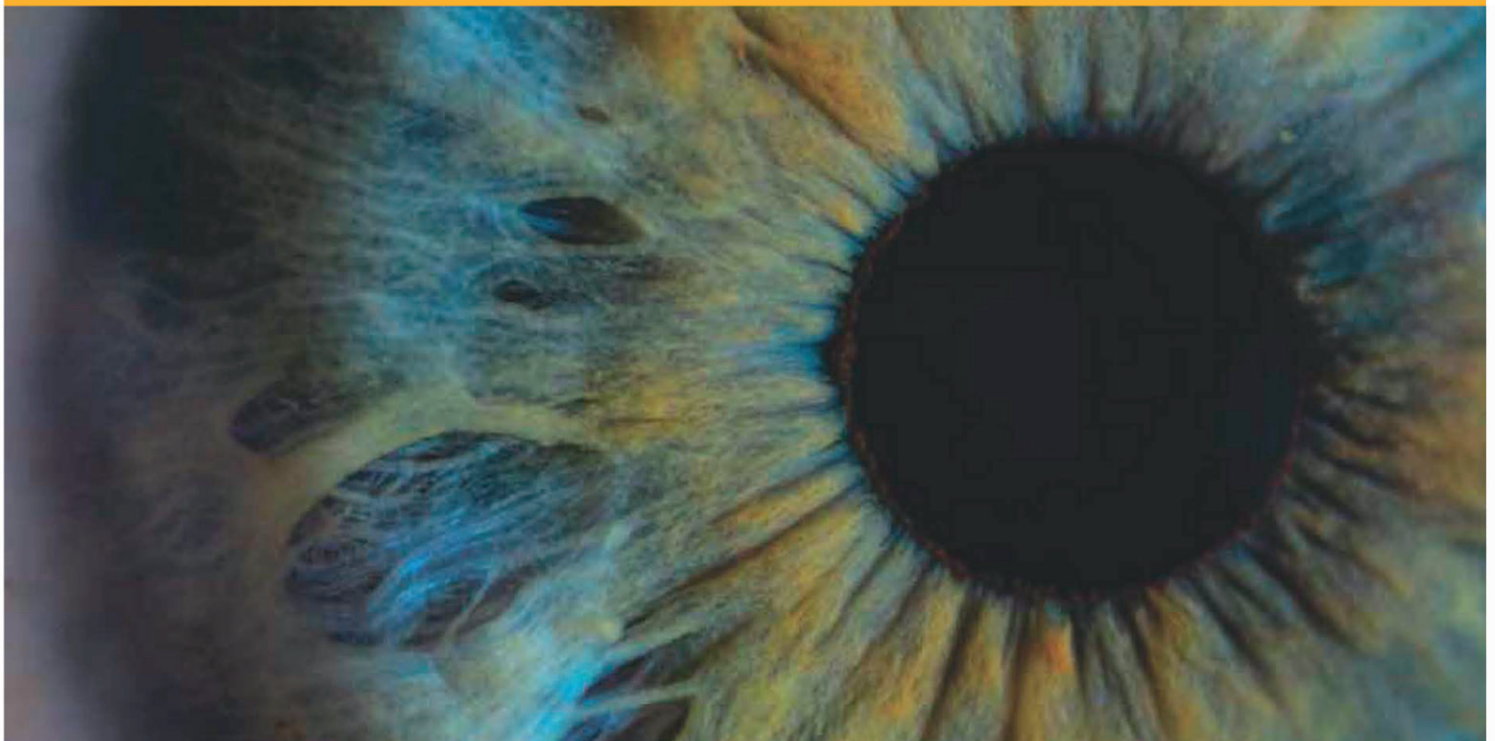
Thank you for considering **Dedicated IT** as your trusted IT partner. We look forward to the possibility of working together to enhance your practice's efficiency and effectiveness.





SAVE THE DATE
June 13, 2025

Live at the Aqua Turf, 556 Mulberry Street, Plantsville, CT



www.connecticutsocietyofeyephysicians.com

For Physicians and Technicians online Competency Test
please scan the below corresponding QR Codes:

PHYSICIANS



TECHNICIANS

